



Induction Days are usually a great opportunity to visit your new class, and to get a feel for what that class will be like in September.

We still want you to experience these things, but we will be doing it a bit differently this year.

We hope that this presentation will give you a flavour of your new class.

It includes photographs from the classroom and a picture of your teacher / adults working in your learning phase so there are several friendly faces for you to be familiar with already!

We hope you will enjoy your virtual presentation.

If you have any questions or worries, please contact your new class teacher via the school office ([office@coldharbour.milton-keynes.sch.uk](mailto:office@coldharbour.milton-keynes.sch.uk))

We will give you a phone call back as soon as possible.

**Welcome to  
Puffin class.**

---



Here's your  
classroom.





## Friendly faces

Mrs Silberrad is your Class teacher

Mrs Terry who is here to support you in the classroom and at break-time.

Mrs Arrand our Learning Mentor






# All About Me



TRUST  
HONESTY  
THANKFULNESS  
RESPECT  
TALK  
TO MY  
GOD  
FAITH

# Our School Values

---





# Rules and Responsibilities

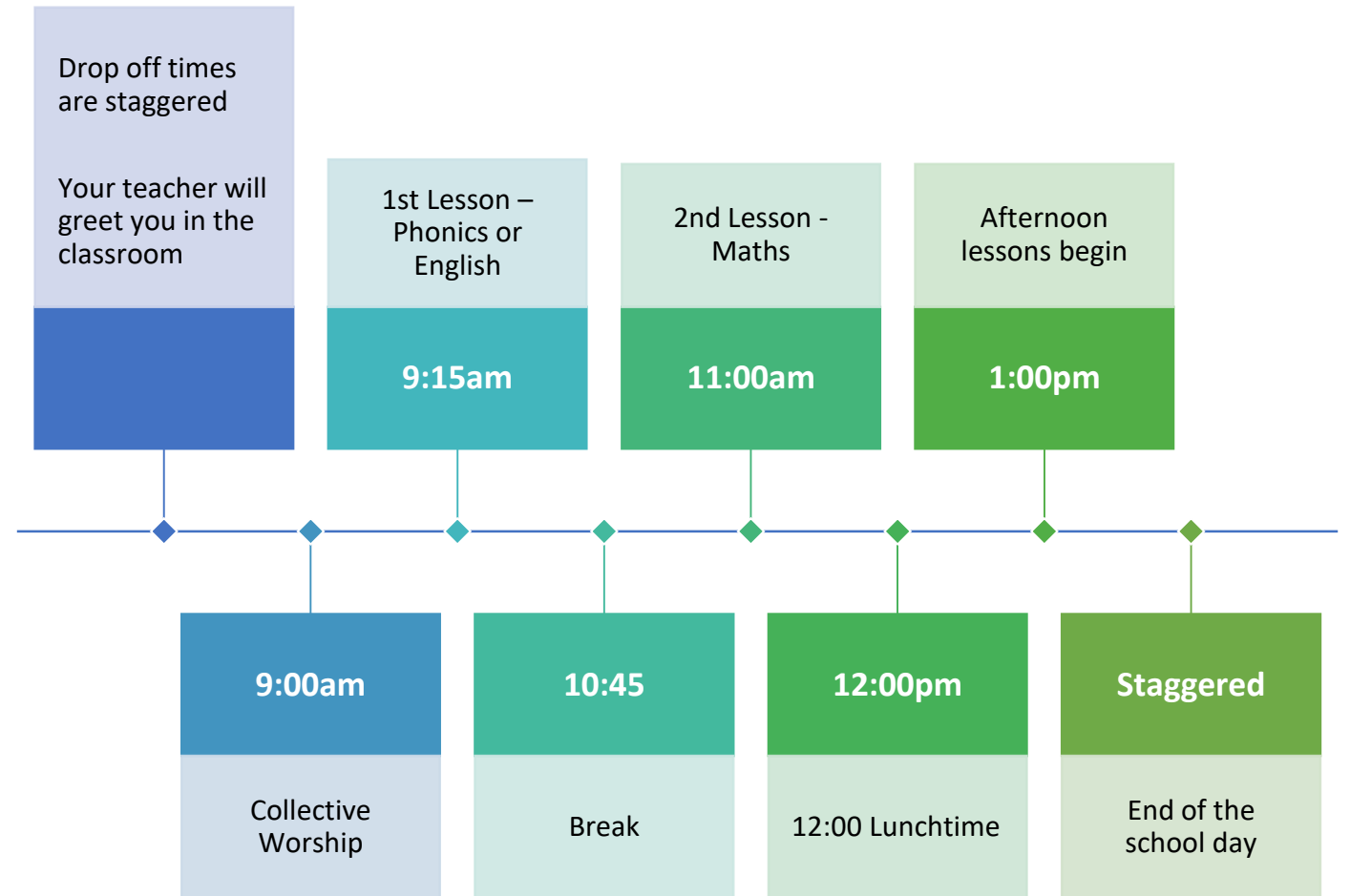
At Cold Harbour we are:

- READY to LEARN
- RESPECTFUL towards everyone in our school community
- SAFE as we move around the building inside and outside





# How is my school day organised?



# What do I need to wear?

Come dressed smartly in your uniform.

Make sure everything is named



# What do I need to bring with me?

Your reading book and your Planner

A water bottle



On **Monday** wear your PE kit to school. Remember you will be wearing it all day!



Wellies or suitable footwear on wet days

A coat - you will need this every day



# What will I be learning about?

## Autumn Term

English- Class Text

Maths- Place Value, 4 operations, fractions, statistics  
Perimeter & area (Y5) Geometry (Y6)

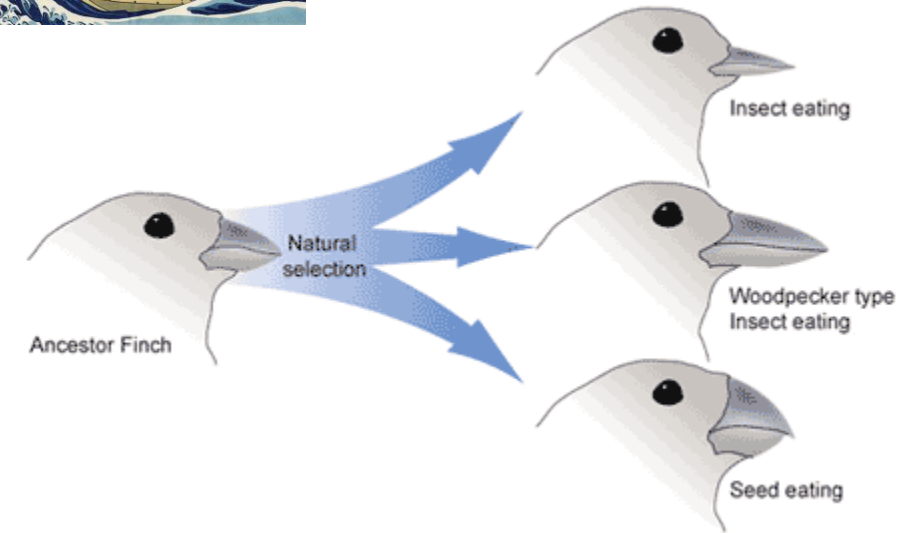
Science- Evolution

Geography- Earthquakes

Art- Japanese printing


RE- Sikhs and Guru Granth Sahib

Is 'God made Man' a good way to understand the Christmas Story?





## Spring Term



English- Class Text

Maths- Fractions, decimals and percentages, geometry, measurement position and direction. Ratio & Algebra (Y6).

Science- Space

Geography- Field study :Traffic in our local area.

DT- Design a moon buggy.

RE- Sikh and Muslim places of worship & Easter and the resurrection.



## Summer Term

English- Class Text

Maths- Decimals and percentages, shape, volume/capacity (Y5)  
Algebra, shapes, co-ordinates, statistics, problem-solving (Y6)


Science- Animals in their environment.

History- World War Two

DT- Design an air raid shelter.

RE- What is God like?  
Religious beliefs influencing actions.





You will receive one piece of maths and one piece of English (usually grammar or punctuation) per week.

You will also have spellings sent home to learn for a weekly test.

You will continue to read 4 times a week and record reading in your planner.

# What will I need to do for homework?



Spelling "The Mysterious Tadpole"	
decreased	misleading
disagreeable	recovered
disorderly	renewable
exchanging	uncomfortable
exclaimed	unhappiness

Name: Harriet Date: August 23, 2023

• A sentence fragment is a group of words that does not tell a complete thought.  
• Some sentence fragments can be fixed by adding a subject.

Change each fragment into a sentence by adding a word or words from the box. Then write the sentence correctly.

Whales	disagreeable	Crabs	Plants
Therapies	Seals	Fish	The water

1. The ocean is a habitat.
2. Plants grow on the ocean floor.
3. Fish swim in the water.
4. Crabs dig in the sand.
5. Whales are the largest sea creatures.
6. The water can be very cold.
7. Seashells are found on the shore.
8. Seals dive into the water.

All Writers: Have your child look at a magazine for sentence fragments. Ask your child to fix the sentence by adding a subject.



# How can I prepare myself during the holiday?

Most of you have had a long time away from school and may be feeling a little anxious about returning. Please don't worry. Everyone in school understands that you have had time away.

Think of all the things you have enjoyed at school previously. You could write down a list of your strengths and what you are looking forward to doing next year.

Try to get in contact with friends who you haven't spoken to for a while. Perhaps you could arrange a meet up outside - this can help to settle any worries you may have.

Keep doing little bits of learning throughout the summer holidays.

- Continue to practise your multiplication and division and spellings.
- You could do a project on a topic you are interested in or your own 'All about Me' page like the teachers and send it to us via email/google docs.
- Most importantly keep reading! Write a log of all the books you read and send it to your teacher. How about joining in the Summer Reading Challenge?

<https://summerreadingchallenge.org.uk/>

<https://www.lovereadings4schools.co.uk/lists/35/Year-5-age-9-10>

<https://www.lovereadings4schools.co.uk/lists/36/Year-6-age-10-11>



We hope these slides give you a flavour of what your new class will be like in September.

We really look forward to seeing you at school very soon.

---

